




ES RLN PRO

Use:

Svítlidlo pro osvětlení průmyslových hal a skladů, čerpacích stanic, sportovišť, reklamních billboardů, fasád budov a jiných veřejných prostranství.



CE	230V 50Hz		85-265 V AC
 LED	IK08 IP65	Ta -30°C ÷ +40°C	



Technical description:

The luminaire body is made of a die-cast aluminum housing. The optical cover is made of tempered glass. The housing contains an integrated LED module (with a beam angle of 110°) and an electronic power supply with dimming capability. The maximum cross-section of the connection conductors is 2.5 mm².

The steel mounting bracket allows flexible adjustment of the luminaire position.

Installation:

For installation on a ceiling, wall, or other solid substrate (structure) ensuring a secure fixing.

Type	Power input [W] / Luminous flux [lm]	Color temperature [K]	CRI	Dimension [mm]	Weight [kg]
ES RLN PRO 20W	23 / 2 392	4900	80	160x190x217x152x83	0,8
ES RLN PRO 30W	33 / 3 762	4900	80	233x265x317x220x119	1,2
ES RLN PRO 50W	58 / 6 612	4900	80	233x265x317x220x119	1,9
ES RLN PRO 80W	78 / 8 932	4900	80	256x300x370x246x177	3,2
ES RLN PRO 100W	106 / 12 090	4900	80	307x345x412x295x187	4,0
ES RLN PRO 150W	159 / 17 916	4900	80	247x366x445x330x204	5,0
ES RLN PRO 200W	205 / 23 234	4900	80	381x400x485x330x212	5,8