


ES DEA PARK



GENERAL SPECIFICATION

Type	Park Lamp
Applications	Parks, gardens, parking lots, trails, ...

MATERIAL AND SURFACE FINISHES

- The top cover, glass holder and V-shaped part are made of die-cast aluminium with a minimum EN 47100 certification with low copper content and high resistance to atmospheric influences.
- Top cover with a smooth surface with a highly aesthetic appearance.
- Aluminium die-cast in the shape of the letter "V" in grey (RAL 7021) for installation on a pole.
- The luminaire is secured on the pole with two stainless steel screws.
- Coated with the AION process, in grey-colored polyester powders (RAL 7021) resistant to UV rays according to ASTM D4587:2011 standard and to salt spray according to EN ISO 9227:2017, with a duration of 3000 hours.
- Teflon filter for pressure equalization.
- Ageless rubber gasket, removable.
- Extra-clear tempered safety glass protection screen, 4 mm thick, with light grey-colored aesthetic serigraph (RAL7035).
- Stainless steel external screws.

MECHANICAL PARAMETERS

- The opening allows access to the optics and cable box in a single, easy step using stainless steel screws.
- To prevent the enclosure from accidentally closing during assembly and maintenance, the device is equipped with an automatic anti-closing mechanism.

SURGE PROTECTION

- CL I: up to 10kV both common and differential mode.
 - CL II: up to 10 kV common mode, differential mode 6kV.
- On request, it is possible to reach 10kV also in differential mode with SPD connected between phase and neutral.

CHARACTERISTICS OF THE POWER SUPPLY

- The power supply unit consists of a programmable controller with a lifetime of more than 100,000 hours.
- Electronic power supply with integrated thermal protection with high efficiency and durability designed for external use.
- All versions are overload and overvoltage protected, which protects components and LEDs.
- The system is equipped with a knife switch to interrupt the power supply at the device's opening.
- Power supply cable with an IP68 sealed fast connector: thus is not necessary open the streetlight with an overall protection degree
- Power correction factor at full load > 0.9.
- Power supply 220 - 240V / 50 - 60 Hz VAC.

SMART SOLUTIONS (OPTIONAL)

- Automatic dimming through a virtual midnight system with customized profiles according to specific needs.
- Astronomical clock: this function allows you to turn the system on and off according to certain preset time intervals.
- CLO function: the controller can be programmed to gradually increase the level of control current supplied to the LEDs to compensate for the physiological reduction in LED light.
- 1-10V: digital dimming interface via 1-10V protocol.
- DALI: digital dimming interface via DALI protocol.
- Regulating the luminous flux through transmitted waves.
- Main voltage dimming: this function allows you to change the luminous flux by changing the supply voltage supplied by the lighting system's control panel.
- NO SOCKET: 7 pins (ANSI C136.41).
- ZHAGA: luminaire certified with Zhaga D4i predisposition (ZHAGA Book 18) in the upper part (UP position), lower (DOWN position) or mixed part (UP+DOWN position) for the connection of presence and/or movement sensors or combined solutions.

ES DEA PARK

OPTICAL SYSTEM CHARACTERISTICS

- SAFE-PARK® optic system, refraction system.
- The optics are divided into:

BILATERAL OPTICS	optics with photometric distribution to both sides of the luminaire. The double asymmetry is used as an alternative to the rotosymmetric optics because they can better light up the area. Ideal for urban areas, parks, gardens or parking spaces with a median application of luminaires or inside the areas to be illuminated.
ONE-SIDED OPTICS	optics with photometric distribution to one side of the luminaire. Ideal road areas with unilateral application of luminaires, for example positioned on the perimeter of the area to be illuminated.
- Available optics:

C1 (bilateral):	Urban lighting optic normally used for accent lighting.
SQ (bilateral):	Rectangular optics used to illuminate areas of different amplitude and where good uniformity is required.
M2 (one-sided):	For situations with wide interdistances combined with a width of the carriageway equal to or less than the installation height.
ST1 (one-sided):	For roads with high interdistances and a ratio between the installation height and width of the carriageway equal to or greater than 1.
2xS (bilateral) S (one-sided):	For roads with very high interdistances and an interdistance / installation height ratio greater than 5.
2XT4 (bilateral) T4 (one-sided):	For street areas when a considerable front light is required and the ratio between the depth of the area to be illuminated and the installation height of the luminaire is considerably higher than 1, but very high lighting levels are not required.
2XV (bilateral) V (one-sided):	For roads where the installation height and the width of the carriageway ratio is less than 1.
2XW2 (bilateral) W2 (one-sided):	For roads when the installation height and the carriage width ratio is greater than 0.85.
- Optic group easily replaceable.
- LED Technology on a pressed aluminum circuit, highly dissipating MCPCB (Metal Core Printed Circuit Board).
- LED color temperature: 4000/3000K - CRI > 70.
- The streetlights are available on request also with color temperatures between 2200 and 5700K.

MAINTAINED AVERAGE LUMINOUS FLUX ACCORDING TO LM80 - TM21 STANDARDS

Streetlights operating temperature range*		
ta 35°C	-40°C ÷ +40°C	L90B10 > 100,000 hrs
ta 55°C	-40°C ÷ +55°C	L90B10 > 90,000 hrs

*Maximum operating temperature of the floodlights in normal conditions.
 This indication does not exclude temporary operation of the floodlights at the indicated operating temperatures.

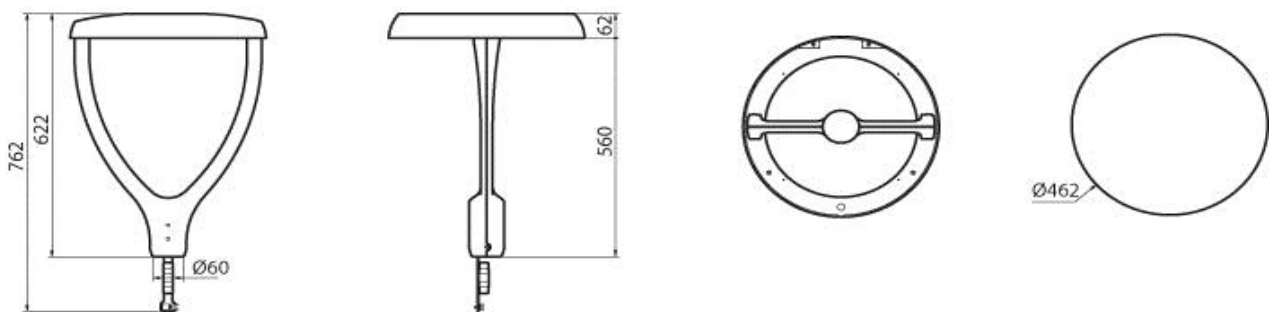
INSTALLATION



Die-cast aluminium "V" shaped support painted in grey color (RAL 7021) for pole installation.

Installation height: 3 ÷ 12 m

DIMENSIONS



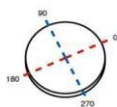
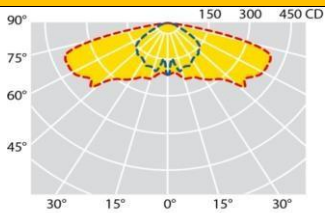
Max weight*	12.2kg	
Wind exposed surface	Lateral: 0.054 m2	Front: 0.075 m2

* Weight tolerance ± 5%

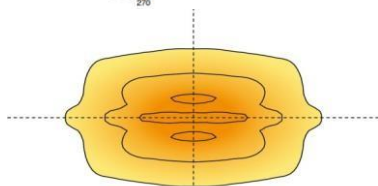
ES DEA PARK

LUMINOSITY CURVES / PHOTOMETRIC DATA

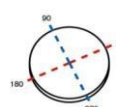
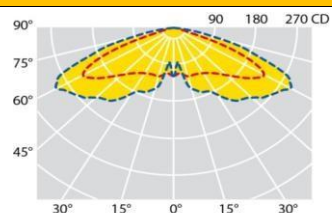
2XS



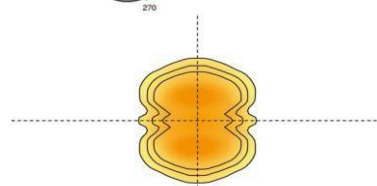
2xS
C max = 0°



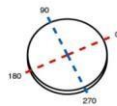
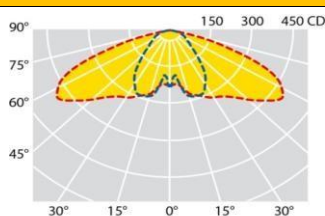
2XT4



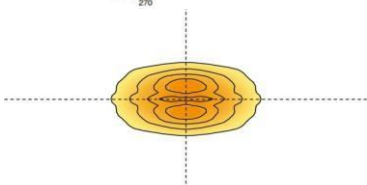
2xT4
C max = 0°



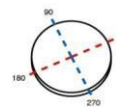
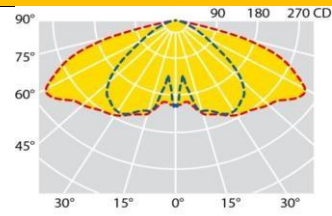
2XV



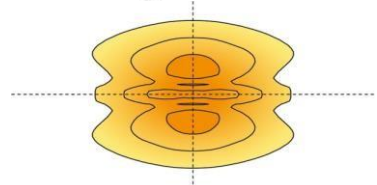
2xV
C max = 0°



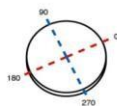
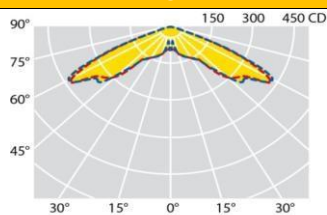
2XW2



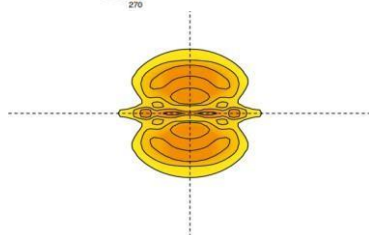
2xW2
C max = 0°



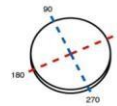
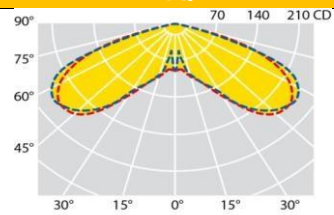
C1



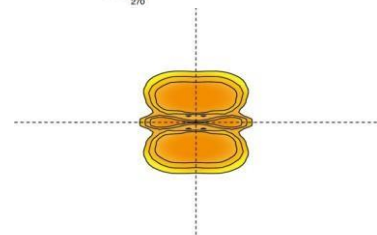
C1
C max = 0°



SQ



SQ
C max = 0°



ES DEA PARK								4000K - CRI 70					
Code	Code	Number of LEDs	Optics	LED current (mA)	W (LED+DRIVER)	Nominal flux LED (Lumen)	Useful output flux (Lumen)	Color temperature		Ambient temperature		Gross weight (kg)	Vol. (m3)
								K	CRI	This 35°	Ta 55°		
55041	55042	16 LEDs	2xS	155	15,10	3250	2383	4000K	70		•	14,9	0,191
55043	55044	16 LEDs	2xS	220	20,80	4460	3274	4000K	70		•	14,9	0,191
55045	55046	16 LEDs	2xS	280	26,60	5470	4182	4000K	70		•	14,9	0,191
55047	55048	16 LEDs	2xS	340	32,40	6540	5081	4000K	70		•	14,9	0,191
55049	55050	16 LEDs	2xS	400	38,30	7550	5756	4000K	70		•	14,9	0,191
55093	55094	24 LEDs	2xS	250	35,30	7380	5554	4000K	70		•	14,9	0,191
55095	55096	24 LEDs	2xS	300	42,60	8640	6564	4000K	70		•	14,9	0,191
55097	55098	24 LEDs	2xS	350	50,00	9960	7574	4000K	70		•	14,9	0,191
55099	55100	24 LEDs	2xS	400	57,40	11250	8583	4000K	70		•	14,9	0,191
55149	55150	32 LEDs	2xS	300	56,30	11550	8628	4000K	70		•	14,9	0,191
55151	55152	32 LEDs	2xS	350	66,50	13320	10006	4000K	70		•	14,9	0,191
55153	55154	32 LEDs	2xS	400	75,60	14970	11184	4000K	70		•	14,9	0,191
55155	55156	32 LEDs	2xS	440	83,00	16120	12236	4000K	70		•	14,9	0,191
55157	55158	32 LEDs	2xS	480	90,60	17420	13288	4000K	70	•		14,9	0,191
55021	55022	16 LEDs	2xT4	155	15,10	3250	2383	4000K	70		•	14,9	0,191
55023	55024	16 LEDs	2xT4	220	20,80	4460	3274	4000K	70		•	14,9	0,191
55025	55026	16 LEDs	2xT4	280	26,60	5470	4182	4000K	70		•	14,9	0,191
55027	55028	16 LEDs	2xT4	340	32,40	6540	5081	4000K	70		•	14,9	0,191
55029	55030	16 LEDs	2xT4	400	38,30	7550	5756	4000K	70		•	14,9	0,191
55077	55078	24 LEDs	2xT4	250	35,30	7380	5554	4000K	70		•	14,9	0,191
55079	55080	24 LEDs	2xT4	300	42,60	8640	6564	4000K	70		•	14,9	0,191
55081	55082	24 LEDs	2xT4	350	50,00	9960	7574	4000K	70		•	14,9	0,191
55083	55084	24 LEDs	2xT4	400	57,40	11250	8583	4000K	70		•	14,9	0,191
55129	55130	32 LEDs	2xT4	300	56,30	11550	8628	4000K	70		•	14,9	0,191
55131	55132	32 LEDs	2xT4	350	66,50	13320	10006	4000K	70		•	14,9	0,191
55133	55134	32 LEDs	2xT4	400	75,60	14970	11184	4000K	70		•	14,9	0,191
55135	55136	32 LEDs	2xT4	440	83,00	16120	12236	4000K	70		•	14,9	0,191
55137	55138	32 LEDs	2xT4	480	90,60	17420	13288	4000K	70	•		14,9	0,191
55051	55052	16 LEDs	2xV	155	15,10	3250	2479	4000K	70		•	14,9	0,191
55053	55054	16 LEDs	2xV	220	20,80	4460	3406	4000K	70		•	14,9	0,191
55055	55056	16 LEDs	2xV	280	26,60	5470	4351	4000K	70		•	14,9	0,191
55057	55058	16 LEDs	2xV	340	32,40	6540	5287	4000K	70		•	14,9	0,191
55059	55060	16 LEDs	2xV	400	38,30	7550	5988	4000K	70		•	14,9	0,191
55101	55102	24 LEDs	2xV	250	35,30	7380	5778	4000K	70		•	14,9	0,191
55103	55104	24 LEDs	2xV	300	42,60	8640	6829	4000K	70		•	14,9	0,191
55105	55106	24 LEDs	2xV	350	50,00	9960	7880	4000K	70		•	14,9	0,191
55107	55108	24 LEDs	2xV	400	57,40	11250	8930	4000K	70		•	14,9	0,191
55159	55160	32 LEDs	2xV	300	56,30	11550	8976	4000K	70		•	14,9	0,191
55161	55162	32 LEDs	2xV	350	66,50	13320	10410	4000K	70		•	14,9	0,191
55163	55164	32 LEDs	2xV	400	75,60	14970	11635	4000K	70		•	14,9	0,191
55165	55166	32 LEDs	2xV	440	83,00	16120	12730	4000K	70		•	14,9	0,191
55167	55168	32 LEDs	2xV	480	90,60	17420	13825	4000K	70	•		14,9	0,191
55031	55032	16 LEDs	2xW2	155	15,10	3250	2455	4000K	70		•	14,9	0,191
55033	55034	16 LEDs	2xW2	220	20,80	4460	3373	4000K	70		•	14,9	0,191
55035	55036	16 LEDs	2xW2	280	26,60	5470	4309	4000K	70		•	14,9	0,191
55037	55038	16 LEDs	2xW2	340	32,40	6540	5235	4000K	70		•	14,9	0,191
55039	55040	16 LEDs	2xW2	400	38,30	7550	5930	4000K	70		•	14,9	0,191
55085	55086	24 LEDs	2xW2	250	35,30	7380	5722	4000K	70		•	14,9	0,191
55087	55088	24 LEDs	2xW2	300	42,60	8640	6763	4000K	70		•	14,9	0,191
55089	55090	24 LEDs	2xW2	350	50,00	9960	7803	4000K	70		•	14,9	0,191
55091	55092	24 LEDs	2xW2	400	57,40	11250	8843	4000K	70		•	14,9	0,191
55139	55140	32 LEDs	2xW2	300	56,30	11550	8889	4000K	70		•	14,9	0,191
55141	55142	32 LEDs	2xW2	350	66,50	13320	10309	4000K	70		•	14,9	0,191
55143	55144	32 LEDs	2xW2	400	75,60	14970	11522	4000K	70		•	14,9	0,191
55145	55146	32 LEDs	2xW2	440	83,00	16120	12607	4000K	70		•	14,9	0,191
55147	55148	32 LEDs	2xW2	480	90,60	17420	13691	4000K	70	•		14,9	0,191

ES DEA PARK								4000K - CRI 70					
Code	Code	Number of LEDs	Optics	LED current (mA)	W (LED+DRIVER)	Nominal flux LED (Lumen)	Useful output flux (Lumen)	Color temperature		Ambient temperature		Gross weight (kg)	Vol. (m3)
								K	CRI	This 35°	Ta 55°		
55001	55002	16 LEDs	C1	155	15,10	3250	2407	4000K	70		•	14,9	0,191
55003	55004	16 LEDs	C1	220	20,80	4460	3307	4000K	70		•	14,9	0,191
55005	55006	16 LEDs	C1	280	26,60	5470	4224	4000K	70		•	14,9	0,191
55007	55008	16 LEDs	C1	340	32,40	6540	5133	4000K	70		•	14,9	0,191
55009	55010	16 LEDs	C1	400	38,30	7550	5814	4000K	70		•	14,9	0,191
55061	55062	24 LEDs	C1	250	35,30	7380	5610	4000K	70		•	14,9	0,191
55063	55064	24 LEDs	C1	300	42,60	8640	6630	4000K	70		•	14,9	0,191
55065	55066	24 LEDs	C1	350	50,00	9960	7650	4000K	70		•	14,9	0,191
55067	55068	24 LEDs	C1	400	57,40	11250	8670	4000K	70		•	14,9	0,191
55109	55110	32 LEDs	C1	300	56,30	11550	8715	4000K	70		•	14,9	0,191
55111	55112	32 LEDs	C1	350	66,50	13320	10107	4000K	70		•	14,9	0,191
55113	55114	32 LEDs	C1	400	75,60	14970	11297	4000K	70		•	14,9	0,191
55115	55116	32 LEDs	C1	440	83,00	16120	12359	4000K	70		•	14,9	0,191
55117	55118	32 LEDs	C1	480	90,60	17420	13422	4000K	70	•		14,9	0,191
55011	55012	16 LEDs	SQ	155	15,10	3250	2407	4000K	70		•	14,9	0,191
55013	55014	16 LEDs	SQ	220	20,80	4460	3307	4000K	70		•	14,9	0,191
55015	55016	16 LEDs	SQ	280	26,60	5470	4224	4000K	70		•	14,9	0,191
55017	55018	16 LEDs	SQ	340	32,40	6540	5133	4000K	70		•	14,9	0,191
55019	55020	16 LEDs	SQ	400	38,30	7550	5814	4000K	70		•	14,9	0,191
55069	55070	24 LEDs	SQ	250	35,30	7380	5610	4000K	70		•	14,9	0,191
55071	55072	24 LEDs	SQ	300	42,60	8640	6630	4000K	70		•	14,9	0,191
55073	55074	24 LEDs	SQ	350	50,00	9960	7650	4000K	70		•	14,9	0,191
55075	55076	24 LEDs	SQ	400	57,40	11250	8670	4000K	70		•	14,9	0,191
55119	55120	32 LEDs	SQ	300	56,30	11550	8715	4000K	70		•	14,9	0,191
55121	55122	32 LEDs	SQ	350	66,50	13320	10107	4000K	70		•	14,9	0,191
55123	55124	32 LEDs	SQ	400	75,60	14970	11297	4000K	70		•	14,9	0,191
55125	55126	32 LEDs	SQ	440	83,00	16120	12359	4000K	70		•	14,9	0,191
55127	55128	32 LEDs	SQ	480	90,60	17420	13422	4000K	70	•		14,9	0,191

Ambient performance temperature Tq 25°C.

Tolerance of flux values +/- 10%.

Tolerance of electrical power values (wattages): +/- 5%.

The flux indicated in the table may be changed and improved according to the constant technical evolution of the light efficiency of the LED.

ES DEA PARK								3000K - CRI 70					
Code	Code	Number of LEDs	Optics	LED current (mA)	W (LED+DRIVER)	Nominal flux LED (Lumen)	Useful output flux (Lumen)	Color temperature		Ambient temperature		Gross weight (kg)	Vol. (m3)
								K	CRI	This 35°	Ta 55°		
55909	55910	16 LEDs	2xS	155	15,10	3250	2383	3000K	70		•	14,9	0,191
55911	55912	16 LEDs	2xS	220	20,80	4460	3274	3000K	70		•	14,9	0,191
55913	55914	16 LEDs	2xS	280	26,60	5470	4182	3000K	70		•	14,9	0,191
55915	55916	16 LEDs	2xS	340	32,40	6540	5081	3000K	70		•	14,9	0,191
55917	55918	16 LEDs	2xS	400	38,30	7550	5756	3000K	70		•	14,9	0,191
55961	55962	24 LEDs	2xS	250	35,30	7380	5554	3000K	70		•	14,9	0,191
55963	55964	24 LEDs	2xS	300	42,60	8640	6564	3000K	70		•	14,9	0,191
55965	55966	24 LEDs	2xS	350	50,00	9960	7574	3000K	70		•	14,9	0,191
55967	55968	24 LEDs	2xS	400	57,40	11250	8583	3000K	70		•	14,9	0,191
56017	56018	32 LEDs	2xS	300	56,30	11550	8628	3000K	70		•	14,9	0,191
56019	56020	32 LEDs	2xS	350	66,50	13320	10006	3000K	70		•	14,9	0,191
56021	56022	32 LEDs	2xS	400	75,60	14970	11184	3000K	70		•	14,9	0,191
56023	56024	32 LEDs	2xS	440	83,00	16120	12236	3000K	70		•	14,9	0,191
56025	56026	32 LEDs	2xS	480	90,60	17420	13288	3000K	70		•	14,9	0,191
55889	55890	16 LEDs	2xT4	155	15,10	3250	2383	3000K	70		•	14,9	0,191
55891	55892	16 LEDs	2xT4	220	20,80	4460	3274	3000K	70		•	14,9	0,191
55893	55894	16 LEDs	2xT4	280	26,60	5470	4182	3000K	70		•	14,9	0,191
55895	55896	16 LEDs	2xT4	340	32,40	6540	5081	3000K	70		•	14,9	0,191
55897	55898	16 LEDs	2xT4	400	38,30	7550	5756	3000K	70		•	14,9	0,191
55945	55946	24 LEDs	2xT4	250	35,30	7380	5554	3000K	70		•	14,9	0,191
55947	55948	24 LEDs	2xT4	300	42,60	8640	6564	3000K	70		•	14,9	0,191
55949	55950	24 LEDs	2xT4	350	50,00	9960	7574	3000K	70		•	14,9	0,191
55951	55952	24 LEDs	2xT4	400	57,40	11250	8583	3000K	70		•	14,9	0,191
55997	55998	32 LEDs	2xT4	300	56,30	11550	8628	3000K	70		•	14,9	0,191
55999	56000	32 LEDs	2xT4	350	66,50	13320	10006	3000K	70		•	14,9	0,191
56001	56002	32 LEDs	2xT4	400	75,60	14970	11184	3000K	70		•	14,9	0,191
56003	56004	32 LEDs	2xT4	440	83,00	16120	12236	3000K	70		•	14,9	0,191
56005	56006	32 LEDs	2xT4	480	90,60	17420	13288	3000K	70		•	14,9	0,191
55919	55920	16 LEDs	2xV	155	15,10	3250	2479	3000K	70		•	14,9	0,191
55921	55922	16 LEDs	2xV	220	20,80	4460	3406	3000K	70		•	14,9	0,191
55923	55924	16 LEDs	2xV	280	26,60	5470	4351	3000K	70		•	14,9	0,191
55925	55926	16 LEDs	2xV	340	32,40	6540	5287	3000K	70		•	14,9	0,191
55927	55928	16 LEDs	2xV	400	38,30	7550	5988	3000K	70		•	14,9	0,191
55969	55970	24 LEDs	2xV	250	35,30	7380	5778	3000K	70		•	14,9	0,191
55971	55972	24 LEDs	2xV	300	42,60	8640	6829	3000K	70		•	14,9	0,191
55973	55974	24 LEDs	2xV	350	50,00	9960	7880	3000K	70		•	14,9	0,191
55975	55976	24 LEDs	2xV	400	57,40	11250	8930	3000K	70		•	14,9	0,191
56027	56028	32 LEDs	2xV	300	56,30	11550	8976	3000K	70		•	14,9	0,191
56029	56030	32 LEDs	2xV	350	66,50	13320	10410	3000K	70		•	14,9	0,191
56031	56032	32 LEDs	2xV	400	75,60	14970	11635	3000K	70		•	14,9	0,191
56033	56034	32 LEDs	2xV	440	83,00	16120	12730	3000K	70		•	14,9	0,191
56035	56036	32 LEDs	2xV	480	90,60	17420	13825	3000K	70		•	14,9	0,191
55899	55900	16 LEDs	2xW2	155	15,10	3250	2455	3000K	70		•	14,9	0,191
55901	55902	16 LEDs	2xW2	220	20,80	4460	3373	3000K	70		•	14,9	0,191
55903	55904	16 LEDs	2xW2	280	26,60	5470	4309	3000K	70		•	14,9	0,191
55905	55906	16 LEDs	2xW2	340	32,40	6540	5235	3000K	70		•	14,9	0,191
55907	55908	16 LEDs	2xW2	400	38,30	7550	5930	3000K	70		•	14,9	0,191
55953	55954	24 LEDs	2xW2	250	35,30	7380	5722	3000K	70		•	14,9	0,191
55955	55956	24 LEDs	2xW2	300	42,60	8640	6763	3000K	70		•	14,9	0,191
55957	55958	24 LEDs	2xW2	350	50,00	9960	7803	3000K	70		•	14,9	0,191
55959	55960	24 LEDs	2xW2	400	57,40	11250	8843	3000K	70		•	14,9	0,191
56007	56008	32 LEDs	2xW2	300	56,30	11550	8889	3000K	70		•	14,9	0,191
56009	56010	32 LEDs	2xW2	350	66,50	13320	10309	3000K	70		•	14,9	0,191
56011	56012	32 LEDs	2xW2	400	75,60	14970	11522	3000K	70		•	14,9	0,191
56013	56014	32 LEDs	2xW2	440	83,00	16120	12607	3000K	70		•	14,9	0,191
56015	56016	32 LEDs	2xW2	480	90,60	17420	13691	3000K	70		•	14,9	0,191

ES DEA PARK								3000K - CRI 70					
Code	Code	Number of LEDs	Optics	LED current (mA)	W (LED+DRIVER)	Nominal flux LED (Lumen)	Useful output flux (Lumen)	Color temperature		Ambient temperature		Gross weight (kg)	Vol. (m3)
								K	CRI	This 35°	Ta 55°		
55869	55870	16 LEDs	C1	155	15,10	3250	2407	3000K	70		•	14,9	0,191
55871	55872	16 LEDs	C1	220	20,80	4460	3307	3000K	70		•	14,9	0,191
55873	55874	16 LEDs	C1	280	26,60	5470	4224	3000K	70		•	14,9	0,191
55875	55876	16 LEDs	C1	340	32,40	6540	5133	3000K	70		•	14,9	0,191
55877	55878	16 LEDs	C1	400	38,30	7550	5814	3000K	70		•	14,9	0,191
55929	55930	24 LEDs	C1	250	35,30	7380	5610	3000K	70		•	14,9	0,191
55931	55932	24 LEDs	C1	300	42,60	8640	6630	3000K	70		•	14,9	0,191
55933	55934	24 LEDs	C1	350	50,00	9960	7650	3000K	70		•	14,9	0,191
55935	55936	24 LEDs	C1	400	57,40	11250	8670	3000K	70		•	14,9	0,191
55977	55978	32 LEDs	C1	300	56,30	11550	8715	3000K	70		•	14,9	0,191
55979	55980	32 LEDs	C1	350	66,50	13320	10107	3000K	70		•	14,9	0,191
55981	55982	32 LEDs	C1	400	75,60	14970	11297	3000K	70		•	14,9	0,191
55983	55984	32 LEDs	C1	440	83,00	16120	12359	3000K	70		•	14,9	0,191
55985	55986	32 LEDs	C1	480	90,60	17420	13422	3000K	70	•		14,9	0,191
55879	55880	16 LEDs	SQ	155	15,10	3250	2407	3000K	70		•	14,9	0,191
55881	55882	16 LEDs	SQ	220	20,80	4460	3307	3000K	70		•	14,9	0,191
55883	55884	16 LEDs	SQ	280	26,60	5470	4224	3000K	70		•	14,9	0,191
55885	55886	16 LEDs	SQ	340	32,40	6540	5133	3000K	70		•	14,9	0,191
55887	55888	16 LEDs	SQ	400	38,30	7550	5814	3000K	70		•	14,9	0,191
55937	55938	24 LEDs	SQ	250	35,30	7380	5610	3000K	70		•	14,9	0,191
55939	55940	24 LEDs	SQ	300	42,60	8640	6630	3000K	70		•	14,9	0,191
55941	55942	24 LEDs	SQ	350	50,00	9960	7650	3000K	70		•	14,9	0,191
55943	55944	24 LEDs	SQ	400	57,40	11250	8670	3000K	70		•	14,9	0,191
55987	55988	32 LEDs	SQ	300	56,30	11550	8715	3000K	70		•	14,9	0,191
55989	55990	32 LEDs	SQ	350	66,50	13320	10107	3000K	70		•	14,9	0,191
55991	55992	32 LEDs	SQ	400	75,60	14970	11297	3000K	70		•	14,9	0,191
55993	55994	32 LEDs	SQ	440	83,00	16120	12359	3000K	70		•	14,9	0,191
55995	55996	32 LEDs	SQ	480	90,60	17420	13422	3000K	70	•		14,9	0,191

Ambient performance temperature Tq 25°C.

Tolerance of flux values +/- 10%.

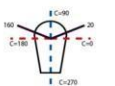
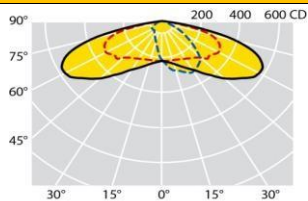
Tolerance of electrical power values (wattages): +/- 5%.

The flux indicated in the table may be changed and improved according to the constant technical evolution of the light efficiency of the LED.

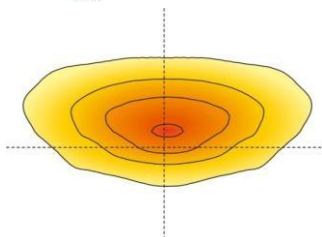
ES DEA PARK

LUMINOSITY CURVES / PHOTOMETRIC DATA

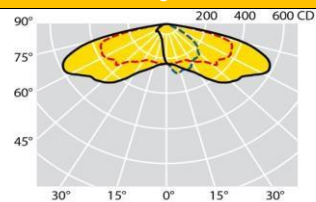
M2



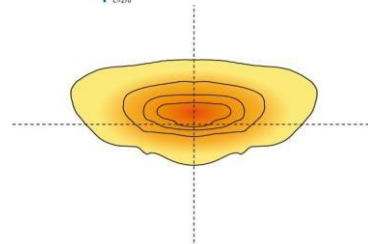
M2
C max = 20°



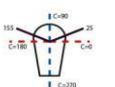
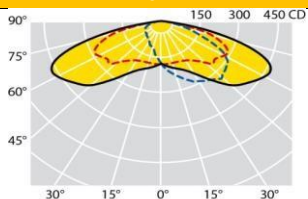
S



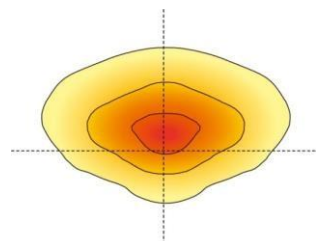
S
C max = 20°



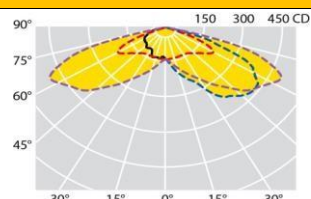
ST1



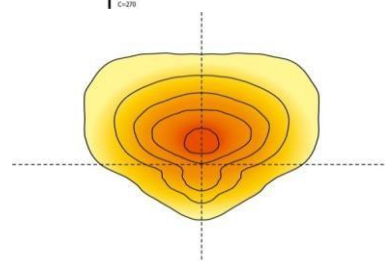
ST1
C max = 20°



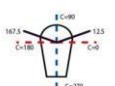
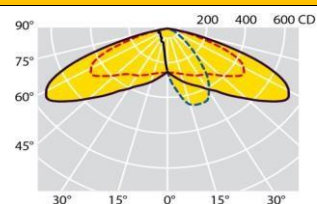
T4



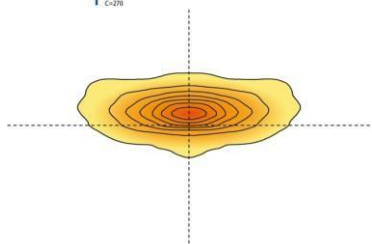
T4
C max = 52°



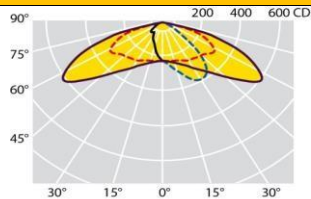
V



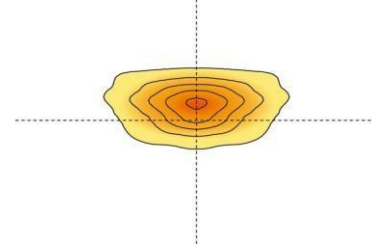
V
C max = 20°



W2



W2
C max = 20°



ES DEA PARK								4000K - CRI 70					
Code	Code	Number of LEDs	Optics	LED current (mA)	W (LED+DRIVER)	Nominal flux LED (Lumen)	Useful output flux (Lumen)	Color temperature		Ambient temperature		Gross weight (kg)	Vol. (m3)
								K	CRI	This 35°	Ta 55°		
CL I	CL II												
58041	58042	12 LEDs	M2	100	7,20	1530	1250	4000K	70		•	14,9	0,191
58043	58044	12 LEDs	M2	130	9,40	1950	1588	4000K	70		•	14,9	0,191
58045	58046	12 LEDs	M2	200	14,50	2920	2381	4000K	70		•	14,9	0,191
58047	58048	12 LEDs	M2	280	20,40	4080	3329	4000K	70		•	14,9	0,191
58049	58050	12 LEDs	M2	380	27,30	5420	4418	4000K	70		•	14,9	0,191
58101	58102	16 LEDs	M2	280	26,60	5470	4468	4000K	70		•	14,9	0,191
58103	58104	16 LEDs	M2	340	32,40	6540	5348	4000K	70		•	14,9	0,191
58105	58106	16 LEDs	M2	400	38,30	7630	6225	4000K	70		•	14,9	0,191
58107	58108	16 LEDs	M2	460	44,20	8570	6996	4000K	70		•	14,9	0,191
58109	58110	16 LEDs	M2	525	50,40	9570	7810	4000K	70		•	14,9	0,191
58011	58012	12 LEDs	S	100	7,20	1530	1237	4000K	70		•	14,9	0,191
58013	58014	12 LEDs	S	130	9,40	1950	1572	4000K	70		•	14,9	0,191
58015	58016	12 LEDs	S	200	14,50	2920	2357	4000K	70		•	14,9	0,191
58017	58018	12 LEDs	S	280	20,40	4080	3295	4000K	70		•	14,9	0,191
58019	58020	12 LEDs	S	380	27,30	5420	4373	4000K	70		•	14,9	0,191
58071	58072	16 LEDs	S	280	26,60	5470	4423	4000K	70		•	14,9	0,191
58073	58074	16 LEDs	S	340	32,40	6540	5293	4000K	70		•	14,9	0,191
58075	58076	16 LEDs	S	400	38,30	7630	6161	4000K	70		•	14,9	0,191
58077	58078	16 LEDs	S	460	44,20	8570	6925	4000K	70		•	14,9	0,191
58079	58080	16 LEDs	S	525	50,40	9570	7730	4000K	70		•	14,9	0,191
58051	58052	12 LEDs	ST1	100	7,20	1530	1211	4000K	70		•	14,9	0,191
58053	58054	12 LEDs	ST1	130	9,40	1950	1540	4000K	70		•	14,9	0,191
58055	58056	12 LEDs	ST1	200	14,50	2920	2308	4000K	70		•	14,9	0,191
58057	58058	12 LEDs	ST1	280	20,40	4080	3227	4000K	70		•	14,9	0,191
58059	58060	12 LEDs	ST1	380	27,30	5420	4283	4000K	70		•	14,9	0,191
58111	58112	16 LEDs	ST1	280	26,60	5470	4331	4000K	70		•	14,9	0,191
58113	58114	16 LEDs	ST1	340	32,40	6540	5184	4000K	70		•	14,9	0,191
58115	58116	16 LEDs	ST1	400	38,30	7630	6034	4000K	70		•	14,9	0,191
58117	58118	16 LEDs	ST1	460	44,20	8570	6782	4000K	70		•	14,9	0,191
58119	58120	16 LEDs	ST1	525	50,40	9570	7571	4000K	70		•	14,9	0,191
58031	58032	12 LEDs	T4	100	7,20	1530	1224	4000K	70		•	14,9	0,191
58033	58034	12 LEDs	T4	130	9,40	1950	1556	4000K	70		•	14,9	0,191
58035	58036	12 LEDs	T4	200	14,50	2920	2332	4000K	70		•	14,9	0,191
58037	58038	12 LEDs	T4	280	20,40	4080	3261	4000K	70		•	14,9	0,191
58039	58040	12 LEDs	T4	380	27,30	5420	4328	4000K	70		•	14,9	0,191
58091	58092	16 LEDs	T4	280	26,60	5470	4377	4000K	70		•	14,9	0,191
58093	58094	16 LEDs	T4	340	32,40	6540	5239	4000K	70		•	14,9	0,191
58095	58096	16 LEDs	T4	400	38,30	7630	6098	4000K	70		•	14,9	0,191
58097	58098	16 LEDs	T4	460	44,20	8570	6853	4000K	70		•	14,9	0,191
58099	58100	16 LEDs	T4	525	50,40	9570	7650	4000K	70		•	14,9	0,191
58001	58002	12 LEDs	V	100	7,20	1530	1275	4000K	70		•	14,9	0,191
58003	58004	12 LEDs	V	130	9,40	1950	1621	4000K	70		•	14,9	0,191
58005	58006	12 LEDs	V	200	14,50	2920	2430	4000K	70		•	14,9	0,191
58007	58008	12 LEDs	V	280	20,40	4080	3397	4000K	70		•	14,9	0,191
58009	58010	12 LEDs	V	380	27,30	5420	4508	4000K	70		•	14,9	0,191
58061	58062	16 LEDs	V	280	26,60	5470	4559	4000K	70		•	14,9	0,191
58063	58064	16 LEDs	V	340	32,40	6540	5457	4000K	70		•	14,9	0,191
58065	58066	16 LEDs	V	400	38,30	7630	6352	4000K	70		•	14,9	0,191
58067	58068	16 LEDs	V	460	44,20	8570	7139	4000K	70		•	14,9	0,191
58069	58070	16 LEDs	V	525	50,40	9570	7969	4000K	70		•	14,9	0,191
58021	58022	12 LEDs	W2	100	7,20	1530	1262	4000K	70		•	14,9	0,191
58023	58024	12 LEDs	W2	130	9,40	1950	1605	4000K	70		•	14,9	0,191
58025	58026	12 LEDs	W2	200	14,50	2920	2405	4000K	70		•	14,9	0,191
58027	58028	12 LEDs	W2	280	20,40	4080	3363	4000K	70		•	14,9	0,191
58029	58030	12 LEDs	W2	380	27,30	5420	4463	4000K	70		•	14,9	0,191
58081	58082	16 LEDs	W2	280	26,60	5470	4514	4000K	70		•	14,9	0,191
58083	58084	16 LEDs	W2	340	32,40	6540	5402	4000K	70		•	14,9	0,191
58085	58086	16 LEDs	W2	400	38,30	7630	6288	4000K	70		•	14,9	0,191
58087	58088	16 LEDs	W2	460	44,20	8570	7068	4000K	70		•	14,9	0,191
58089	58090	16 LEDs	W2	525	50,40	9570	7889	4000K	70		•	14,9	0,191

Ambient performance temperature T_a 25°C.

Tolerance of flux values +/- 10%.

Tolerance of electrical power values (wattages): +/- 5%.

The flux indicated in the table may be changed and improved according to the constant technical evolution of the light efficiency of the LED

ES DEA PARK								3000K - CRI 70					
Code	Code	Number of LEDs	Optician	LED current (mA)	W (LED+DRIVER)	Nominal flux LED (Lumen)	Useful output flux (Lumen)	Color temperature		Ambient temperature		Gross weight (kg)	Vol. (m3)
CL I	CL II							K	CRI	This 35°	Ta 55°		
58161	58162	12 LEDs	M2	100	7,20	1530	1250	3000K	70		•	14,9	0,191
58163	58164	12 LEDs	M2	130	9,40	1950	1588	3000K	70		•	14,9	0,191
58165	58166	12 LEDs	M2	200	14,50	2920	2381	3000K	70		•	14,9	0,191
58167	58168	12 LEDs	M2	280	20,40	4080	3329	3000K	70		•	14,9	0,191
58169	58170	12 LEDs	M2	380	27,30	5420	4418	3000K	70		•	14,9	0,191
58221	58222	16 LEDs	M2	280	26,60	5470	4468	3000K	70		•	14,9	0,191
58225	58226	16 LEDs	M2	340	32,40	6540	5348	3000K	70		•	14,9	0,191
58227	58228	16 LEDs	M2	400	38,30	7630	6225	3000K	70		•	14,9	0,191
58229	58230	16 LEDs	M2	460	44,20	8570	6996	3000K	70		•	14,9	0,191
58231	58232	16 LEDs	M2	525	50,40	9570	7810	3000K	70		•	14,9	0,191
58131	58132	12 LEDs	S	100	7,20	1530	1237	3000K	70		•	14,9	0,191
58133	58134	12 LEDs	S	130	9,40	1950	1572	3000K	70		•	14,9	0,191
58135	58136	12 LEDs	S	200	14,50	2920	2357	3000K	70		•	14,9	0,191
58137	58138	12 LEDs	S	280	20,40	4080	3295	3000K	70		•	14,9	0,191
58139	58140	12 LEDs	S	380	27,30	5420	4373	3000K	70		•	14,9	0,191
58191	58192	16 LEDs	S	280	26,60	5470	4423	3000K	70		•	14,9	0,191
58193	58194	16 LEDs	S	340	32,40	6540	5293	3000K	70		•	14,9	0,191
58195	58196	16 LEDs	S	400	38,30	7630	6161	3000K	70		•	14,9	0,191
58197	58198	16 LEDs	S	460	44,20	8570	6925	3000K	70		•	14,9	0,191
58199	58200	16 LEDs	S	525	50,40	9570	7730	3000K	70		•	14,9	0,191
58171	58172	12 LEDs	ST1	100	7,20	1530	1211	3000K	70		•	14,9	0,191
58173	58174	12 LEDs	ST1	130	9,40	1950	1540	3000K	70		•	14,9	0,191
58175	58176	12 LEDs	ST1	200	14,50	2920	2308	3000K	70		•	14,9	0,191
58177	58178	12 LEDs	ST1	280	20,40	4080	3227	3000K	70		•	14,9	0,191
58179	58180	12 LEDs	ST1	380	27,30	5420	4283	3000K	70		•	14,9	0,191
58233	58234	16 LEDs	ST1	280	26,60	5470	4331	3000K	70		•	14,9	0,191
58235	58236	16 LEDs	ST1	340	32,40	6540	5184	3000K	70		•	14,9	0,191
58237	58238	16 LEDs	ST1	400	38,30	7630	6034	3000K	70		•	14,9	0,191
58239	58240	16 LEDs	ST1	460	44,20	8570	6782	3000K	70		•	14,9	0,191
58241	58242	16 LEDs	ST1	525	50,40	9570	7571	3000K	70		•	14,9	0,191
58151	58152	12 LEDs	T4	100	7,20	1530	1224	3000K	70		•	14,9	0,191
58153	58154	12 LEDs	T4	130	9,40	1950	1556	3000K	70		•	14,9	0,191
58155	58156	12 LEDs	T4	200	14,50	2920	2332	3000K	70		•	14,9	0,191
58157	58158	12 LEDs	T4	280	20,40	4080	3261	3000K	70		•	14,9	0,191
58159	58160	12 LEDs	T4	380	27,30	5420	4328	3000K	70		•	14,9	0,191
58211	58212	16 LEDs	T4	280	26,60	5470	4377	3000K	70		•	14,9	0,191
58213	58214	16 LEDs	T4	340	32,40	6540	5239	3000K	70		•	14,9	0,191
58215	58216	16 LEDs	T4	400	38,30	7630	6098	3000K	70		•	14,9	0,191
58217	58218	16 LEDs	T4	460	44,20	8570	6853	3000K	70		•	14,9	0,191
58219	58220	16 LEDs	T4	525	50,40	9570	7650	3000K	70		•	14,9	0,191
58121	58122	12 LEDs	V	100	7,20	1530	1275	3000K	70		•	14,9	0,191
58123	58124	12 LEDs	V	130	9,40	1950	1621	3000K	70		•	14,9	0,191
58125	58126	12 LEDs	V	200	14,50	2920	2430	3000K	70		•	14,9	0,191
58127	58128	12 LEDs	V	280	20,40	4080	3397	3000K	70		•	14,9	0,191
58129	58130	12 LEDs	V	380	27,30	5420	4508	3000K	70		•	14,9	0,191
58181	58182	16 LEDs	V	280	26,60	5470	4559	3000K	70		•	14,9	0,191
58183	58184	16 LEDs	V	340	32,40	6540	5457	3000K	70		•	14,9	0,191
58185	58186	16 LEDs	V	400	38,30	7630	6352	3000K	70		•	14,9	0,191
58187	58188	16 LEDs	V	460	44,20	8570	7139	3000K	70		•	14,9	0,191
58189	58190	16 LEDs	V	525	50,40	9570	7969	3000K	70		•	14,9	0,191
58141	58142	12 LEDs	W2	100	7,20	1530	1262	3000K	70		•	14,9	0,191
58143	58144	12 LEDs	W2	130	9,40	1950	1605	3000K	70		•	14,9	0,191
58145	58146	12 LEDs	W2	200	14,50	2920	2405	3000K	70		•	14,9	0,191
58147	58148	12 LEDs	W2	280	20,40	4080	3363	3000K	70		•	14,9	0,191
58149	58150	12 LEDs	W2	380	27,30	5420	4463	3000K	70		•	14,9	0,191
58201	58202	16 LEDs	W2	280	26,60	5470	4514	3000K	70		•	14,9	0,191
58203	58204	16 LEDs	W2	340	32,40	6540	5402	3000K	70		•	14,9	0,191
58205	58206	16 LEDs	W2	400	38,30	7630	6288	3000K	70		•	14,9	0,191
58207	58208	16 LEDs	W2	460	44,20	8570	7068	3000K	70		•	14,9	0,191
58209	58210	16 LEDs	W2	525	50,40	9570	7889	3000K	70		•	14,9	0,191

Ambient performance temperature Tq 25°C.

Tolerance of flux values +/- 10%.

Tolerance of electrical power values (wattages): +/- 5%.

The flux indicated in the table may be changed and improved according to the constant technical evolution of the light efficiency of the LED.